



Calgary Homeless
FOUNDATION

Women's Homelessness: A Macro Perspective

Alicia Kalmanovitch, MPA, MSW, RSW

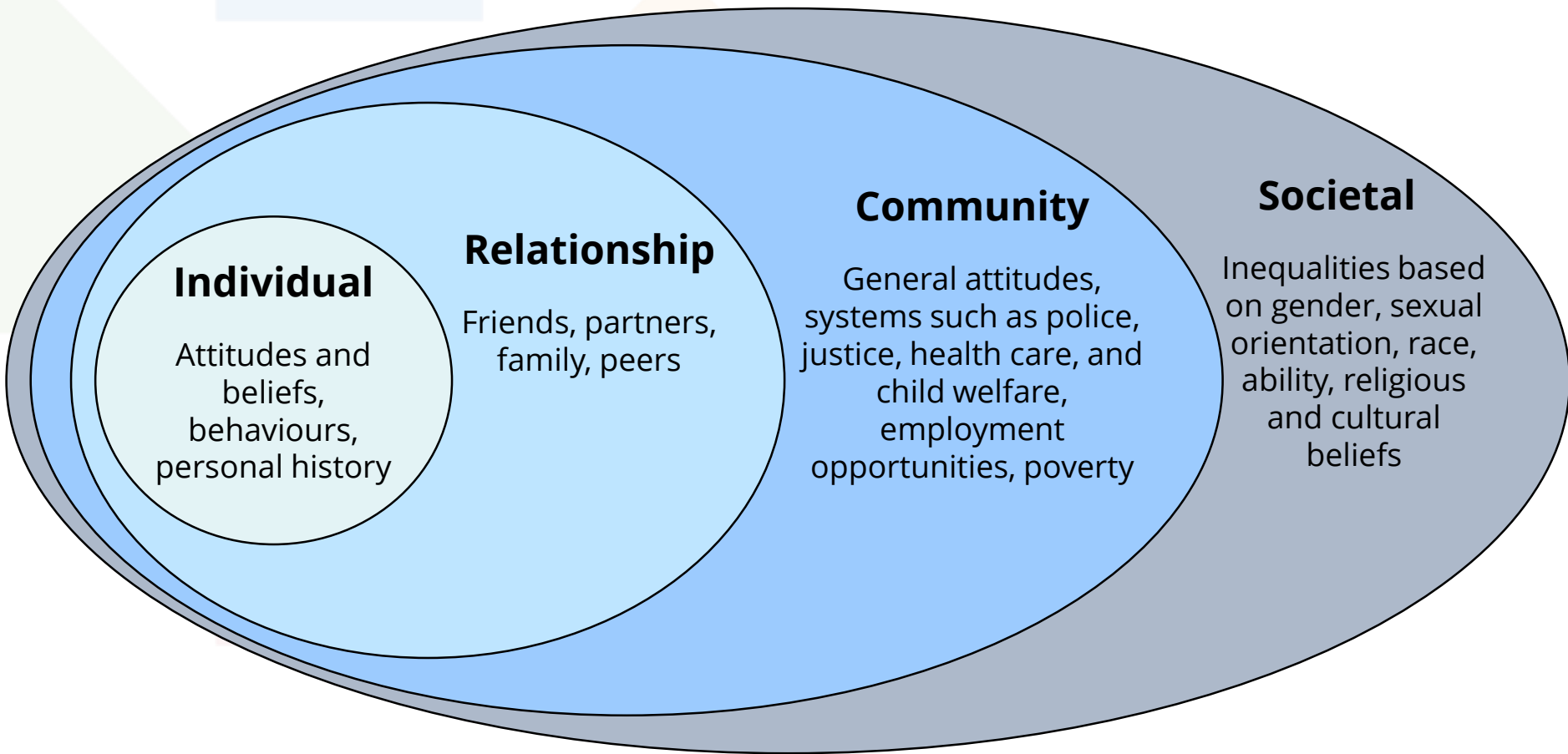
7 Cities Conference on Housing First and Homelessness
June 11-12, 2018

Objectives

- Women's homelessness from a macro perspective
- Context
- Money
- Housing
- Opportunities for change

The Ecological Model

Adapted from Centres for Disease Control and Prevention, 2004



Homelessness



Unsheltered: absolutely homeless (streets, park, vacant buildings) or not fit for habitation (cars, garages, tent)



Emergency Sheltered: Overnight shelters, Domestic Violence Shelters, Disaster Shelter



Provisionally Accommodated: temporary accommodation or lacks security of tenure (Hospital/Jail/Couch Surfing)



At Risk of Homelessness: not homeless, but imminent risk of homelessness or does not meet public health and safety standards (sudden unemployment, eviction, violence at home)





Google search "homelessness"

Women's Homelessness




Canada: 35,000 people
27% women

Alberta: 5,367 people
24% women

Calgary: 3,430 people
25% women

Possible reasons for underrepresentation:

- Hidden homelessness
- Identity
- Safety/fear



The Homelessness 'Web'



Image from Huffington Post

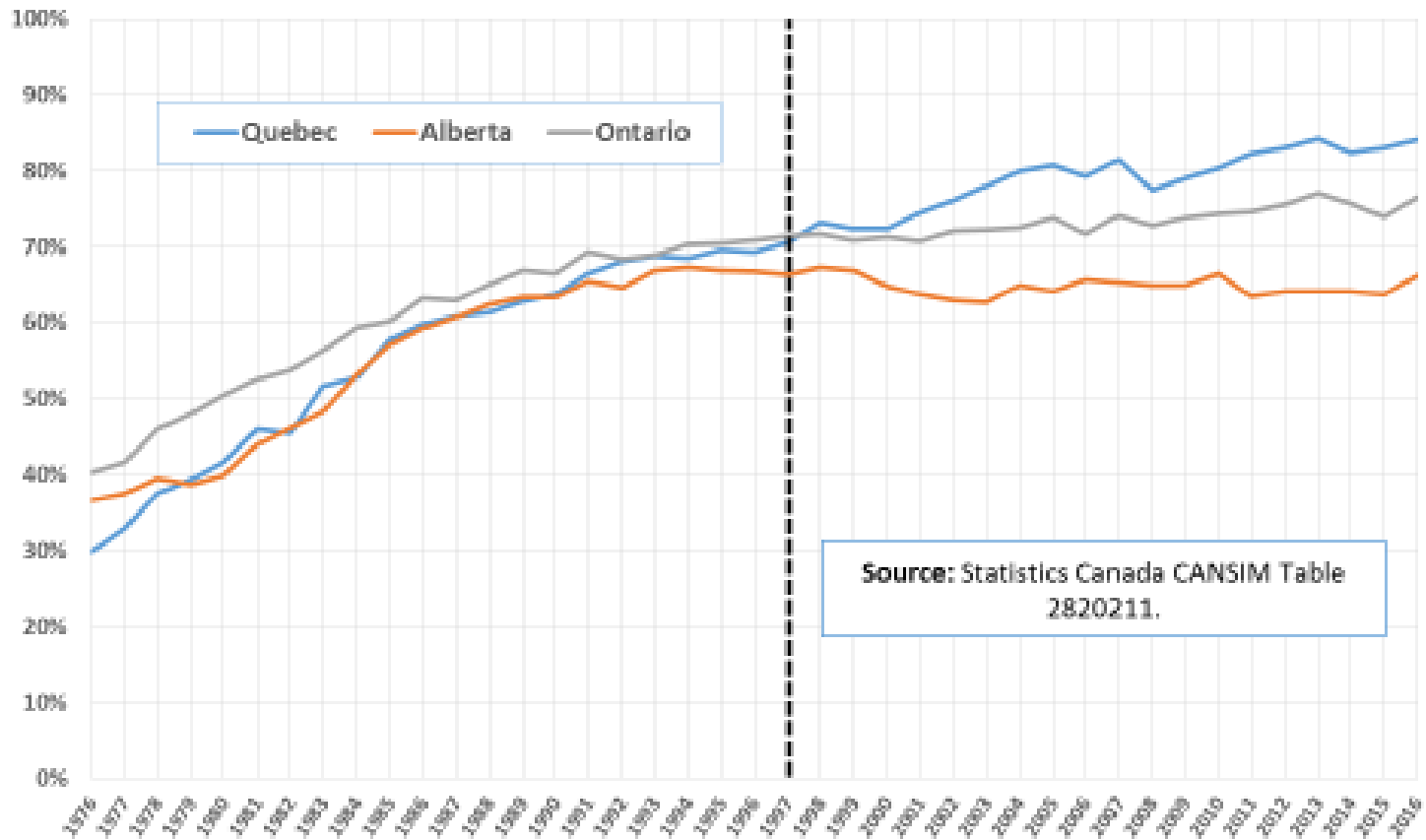
Money

The Gender Wage Gap

Maclean's, 2018

	Wage 1	Wage 2	Difference
	\$0.92	\$1.00	\$0.08
Wage (\$/hr)	\$15.00	\$16.20	\$1.20
1 day	\$120.00	\$129.60	\$9.60
1 month	\$2,400.00	\$2,592.00	\$192.00
1 year	\$31,200.00	\$33,696.00	\$2,769

Labour Force Participation Rate Women with an Employed Spouse and Child Younger than 6 Years



As cited in School of Public Policy, Social Policy Trends, 2017

Women's Income

- Employment
- Trafficking
- Children
- Family Structure
- Income support



Housing

Women's Housing

- Safety
- Culturally appropriate
- Affordability
- Children
- Discrimination

Moving Forward

- Ask people what they need
- Understand the broader context
- Safe, affordable, appropriate housing
- Women's emergency shelter beds
- Remove barriers
- Increase communication between agencies
- Address oppressive comments/practices



Thank you

Alicia Kalmanovitch
Research and Policy Analyst
aliciak@calgaryhomeless.com
403.718.2934

References

Campbell, R., Falvo, N., & Smith, M. (2017). *Point-in-Time Count Report*. Calgary: Calgary Homeless Foundation.

Centers for Disease Control and Prevention (2004). *Sexual violence prevention: beginning the dialogue*. Atlanta, GA: Centers for Disease Control and Prevention.

Gaetz, S., Dej, E., Richter, T., & Redman, M. (2016). *The State of Homelessness in Canada 2016*. Toronto: Canadian Observatory on Homelessness Press.

Kneebone, R., & Wilkins, M. (2016). Shrinking the need for homeless shelter spaces. *The School of Public Policy* (9)21.

McIntyre, C. (2018). *These are the key numbers that explain the wage gap for women*. Maclean's. Retrieved from: <https://www.macleans.ca/society/pay-equity-statistics-canada/>

The School of Public Policy. Social Policy Trends. November 2017. Retrieved from: <https://www.policyschool.ca/wp-content/uploads/2017/11/Social-Policy-Trends-Womens-LF-Participation.pdf>

Three Hive Consulting (2017). *2016 Alberta Point-in-Time Count of Homelessness: Provincial Report*. 7 Cities on Housing and Homelessness.